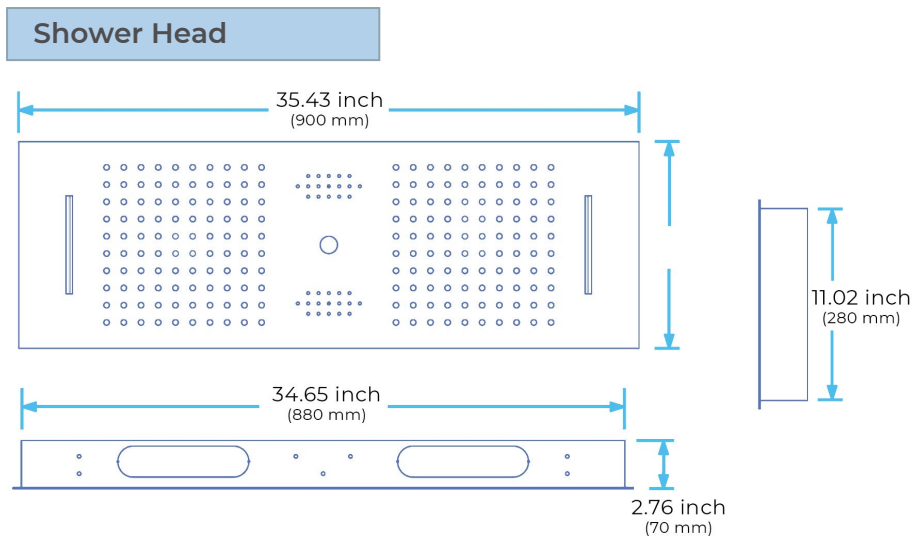
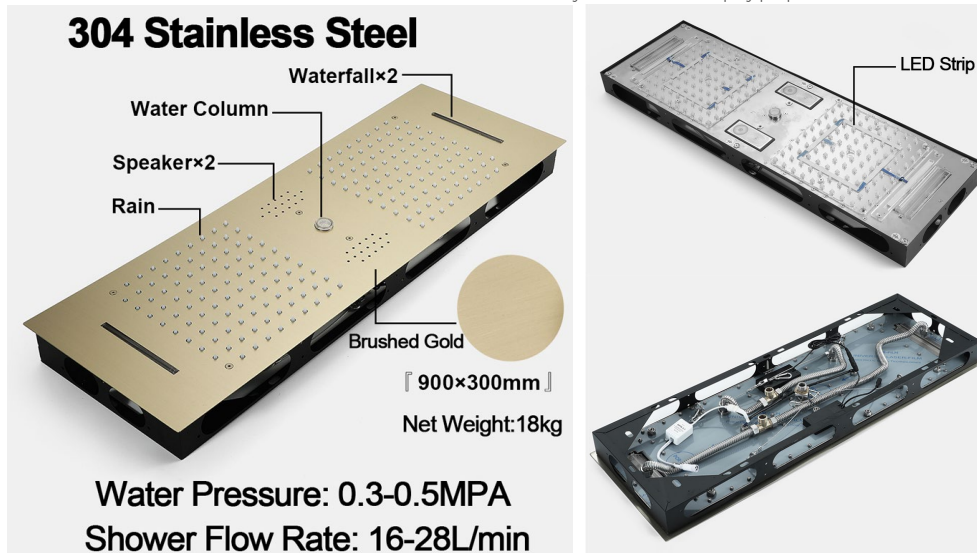


THERMOSTATIC LED RAINFALL WATERFALL REMOTE CONTROLLED SHOWER SYSTEM SPECIFICATIONS



- Shower Panel /Hose Material: 304 Stainless Steel
- Shower Head Size: 900*300 mm
- Shower Mixer Material: Brass
- Concealed Mixer Size: 465*130 mm
- Showerheads Install: Embedded Ceiling Mounted
- Concealed Mixer Install: Wall-Mounted
- LED Shower Head Functions: Rainfall, Waterfall, Water Column
- Water Pressure: 0.3 MPA
- Water Flow: 16L/min~28L/min
- Hand Shower/ Shower holder Material: Brass
- Shower Accessories Material: Brass
- LED Light: Need to Connect Power
- LED Light Color: 64 Color
- Shower Hose Length: 1.5M
- AC: 100-265V 50/60Hz

Product shown is only for installation display purpose

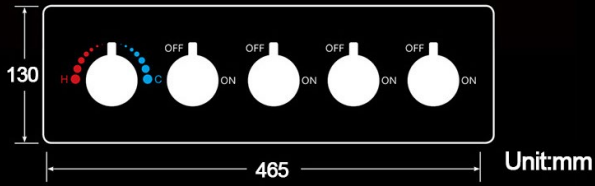


All dimensions and specifications are nominal and may vary. Use actual products for accuracy in critical situations.

Shower Mixer

All functions can be used at the same time.

Spin button change water flow size.




Thread have G 1/2" and NPT 1/2"




38°C
Thermostatic Control

Main body
Brass casting body

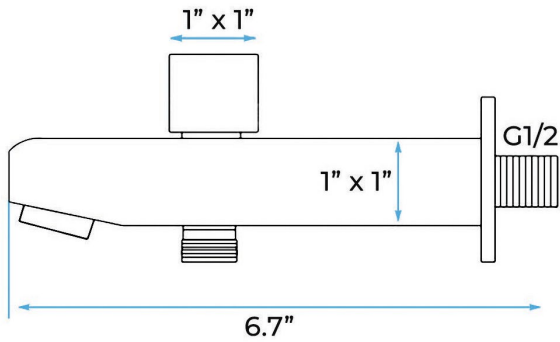


Brushed gold

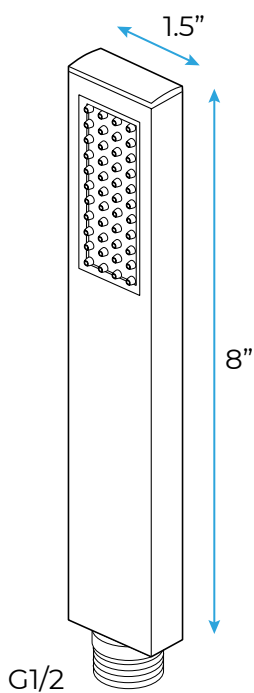
Embedded Depth: 60mm



Spout



Hand Shower



Flow Rate: 2.0 GPM / 7.6 LPM

Shower Mixer Connections

